

Housing

Rugged Die cast aluminum with Integrated heat sink high-flow design a clear diffusion polycarbonate lens held captive with stainless fasteners. Designed for simple mounting to any existing Junction box or direct to the surface. via 4 internal fasteners Or Can be suspended via 1/2" EMT.

Electrical


Constant current electronic drivers multi voltage meets UL 1310 / UL48 Class 2 with a built-in over-temperature protection. Input voltage from 100-277. 347 and 480 volt is available (VAC 50-60Hz) Certified and tested to the North American UL 8750 Standard for wet location.

Lamping

Philips Luxeon 3030 light emitting diodes mounted on heavy weight metal core boards with push-in wire connectors (LED) 80 CRI with an 129 Lm/W efficiency. Wide uniform lighting coverage.

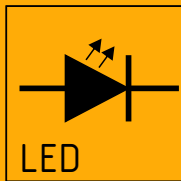
Finish

Rugged, long life, oven baked polyester powder coatings with multi-stage pre-treatment for outstanding adhesion.

Standard colors are Bronze powder coat 

Warranty

LED Luminaires are warranted against defects in material and/or workmanship for five years. LED modules and drivers are warranted for a period of (5) five years. (See Detailed Limited Warranty for more information)



NOVA Series



Light Emitting Diode Surface Mounted Luminaire



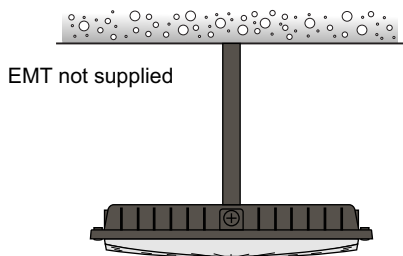
CRI 80

THRU WIRING

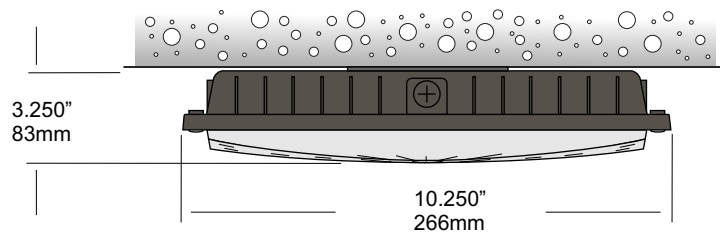
- Parking Structures
- Stairwells
- Canopies

Lamp Wattage Distribution		LED Color	Voltage	Mounting	Exterior Color / Finish
NOVA					
45 watt LED 65 watt LED	(45LED) (65LED)	6,000 Lms 8,400 Lms	MT (120-277) 347	Surface Mount (SM) Pendant Mount (PDM)	Bronze (BZS) Special (SPC)
		4000K  5000K 			

Pendant Mount



Surface Mount



Pappi Lighting

5939 Wallace, St.
Mississauga, ON
Canada L4Z 1Z8
tel: (905) 625-1139
tel: (888) 453-1139
fax: (866) 720-3015
www.pappilighting.com



Project: